

# ELRAADO LABS

Laboratory Furniture Manufacturing ...

An ISO 9001:2000 Certified Company we are a one stop solution for laboratory furniture and fittings for over 15 years committed to quality and customer satisfaction. Standing as a testimony is our wide range of products that have adorned the finest labs in India. Built with quality materials and stringent quality checks at every stage of production, our products are synonymous with durability. Our speciality is to provide complete service starting from design concept and manufacture to installation and commissioning. Driven by a passion for perfection, we are here to redefine the way your laboratory works. Come take a glance of our products. It speaks volumes about our capability.



## FUME HOODS

### FUME HOOD BAFFLES :

A stables, non-adjustable, removable baffle system with three fixed horizontal slots aids in distributing the flow of air into and through the hood. The baffle is spaced out 2-1/4" from the back liner.

### FUME HOOD DUCT :

To ensure durability, the Fume Hood Duct is constructed with 200mm dia 4mm thick rigid FRP pipe of height 10' with suitable rain hood.

### BOTTOM ARRANGEMENT

3 feet height table made out of 18 SWG Electro-Galvanized Sheet with top drawer, dummy drawer and bottom cupboard. Bottom cupboard has one inner horizontal partition. All drawers and cupboards have suitable locking arrangements and internally coated with epoxy paint.

### HOOD WORK SURFACE

Black Granite of 20 mm thickness

### AMENITIES

One Porcelain Sink of size 12" x 10" with single way water tap.

### FUME HOOD ELECTRICAL SERVICE

Two 15/5 Amps 3 pin socket cum control switch, one bush type starter, indicator lamp fixed on the front fascia, one 4 feet tube light for lighting work area.

### UTILITIES

Separate valves for Air, Vaccum, Nitrogen and Dampers provided.



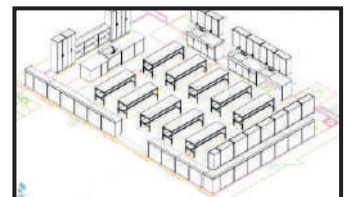


### ISLAND TABLES

Our largest selling product with high tensile strength. Designed to withstand a load of 500 kg per 300 square cms. Created using 18 SWG Electro - Galvanized Sheet with square structure of 40 x 40 mm. Continuously modular, Island Tables with top drawer and bottom cupboard of removable and accessible type on both sides with knee space ensure maximum working and storage space.

### INBUILT FEATURES :

One Reagent Rack of standard size 900 x 300 x 750 (L x W x H in mm) made out of 2 tier steel partition with tray. Two 15/5 Amps 3 pin electrical socket. Porcelain Sink (18" x 12") with 3 way water tap.





## CLEAN ROOM

Clean rooms typically have a cleanliness level quantified by the number of particles per cubic meter at a predetermined molecule measure. The ambient outdoor air in a typical urban area contains 35,000,000 particles for each cubic meter in the size range 0.5  $\mu\text{m}$  and bigger in measurement, equivalent to an ISO 9 cleanroom, while by comparison an ISO 1 cleanroom permits no particles in that size range and just 12 particles for each cubic meter of 0.3  $\mu\text{m}$  and smaller.



## LAMINAR AIR FLOW

Laminar Flow Cabinets can be produced as both horizontal and vertical cabinets □ There are many different types of cabinets with a variety of airflow patterns for different purposes □ Vertical Laminar Flow Cabinets □ Horizontal Laminar Flow Cabinets □ Laminar Flow Cabinets and Hoods □ Laminar Flow Benches and Booths direction of air flow which comes from above □ then changes direction and is processed across the work in a horizontal direction. □ The constant flow of filtered air provides material and product protection.






## VERTICAL STORAGE CHAMBERS

Ergonomically designed vertical storage chambers are constructed with 18 SWG Electro-Galvanized Sheet. Standard size is 900 x 750 x 1800 (LxWxH in mm), has 6 Horizontal and 3 Vertical partitions. Wheels provided for smooth operations. Available in standard and Customized colour combinations.

## LIBRARY CUPBOARDS :

The most essential ingredient in a lab, the library cupboard is designed to accommodate the essential glass apparatus, books and more. The standard specification is 900 x 400 x 1950 (LxWxH in mm) comes with 4 horizontal partitions with pull up glass doors with quality locking system.



Chair



Trolley



Stool




## SINK UNITS

Standard specifications are 1500 x 900 x 900 (LxWxH in mm) the sink unit doubles up as a work station and a wash basin. The modular table with black granite slab has top drawer, top dummy drawer and bottom cupboard with one inner adjustable horizontal partition for storage. The porcelain sink with drain board, 3 way water tap and peg board completes the sink unit.


# MATERIAL OF CONSTRUCTION



WOOD



METAL SHEET



STAINLESS STEEL



## OUR CLIENTS

### PHARMA INDUSTRIES

- MEDOPHARM
- CAPLIN POINT LABS
- PAR FORMULATION
- APEX LABS
- SURIEN PHARMA
- GLOBAL PHARMA HEALTH CARE'
- KNISS LABORATORIES
- FOURRTS LABORATORIES
- MADRAS PHARMACEUTICALS
- TILE EXPORTS / TABLETS
- UNILINK PHARMA
- DR. MILTON LABS
- SAFE TAB LIFE SCIENCES
- AXON DRUGS
- GKM PHARMA
- AEON FORMULATIONS
- DXN HERBALS
- SHASUN DRUGS & PHARMACEUTICALS
- NATURAL CAPSULES LTD

### STATE/CENTRAL GOVT

- IIHR
- IISC
- CFTRI
- ISRO
- HAL
- NAL
- TATA MOTORS
- SOUTHERN RAILWAY
- IOCL/BPLL/HPCL
- NIANP
- INDIAN PLYWOOD
- NIMHANS
- NDDB
- ATOMIC ENERGY

### SCHOOLS

- PSG CBE
- KRISH INTERNATIONAL
- PSBB
- DPS
- VELAMMAL
- SBOA
- DAV
- SARAL TUCKER
- ST- IGNATIUS
- ROSE MARY MATRIC
- ANNA GEM
- ST JOHNS INTERNATIONAL
- DONBOSCO

### UNIVERSITIES MEDICA/COLLEGES

- IIT CHENNAI
- IISC BANGALORE
- MYSORE UNIVERSITY
- JSS COLLEGE PHARMACY
- DAYANAND SUG COLLEGES
- ANNA UNIVERSITY CHENNAI
- KUVEMPU UNIVERSITY
- BLDE UNIVERSITY
- KSR COLLEGES
- VIT/KLE COLLEGES

We Are Supplying For All Over India...

## ELRAADO LABS

NO.10/958, H Block, 24th Street, Anna Nagar West, Chennai - 600 040. Mobile : 99404 34188  
Phone : 044 - 4858 5088 | Email : elraadolabs@gmail.com | Web : www.elraadolabs.com